



LSL SERIES

LED STREET/AREA LIGHT

MAX PERFORMANCE & RELIABILITY

Syntech presents the LSL Series of energy efficient LED Street / Area Lighting solutions that are a cost effective retro-fit solutions for existing Metal Halide and Legacy Halogen Luminaires.

Like most semi-conductor based products available on the market, LED's experience continued improvement in output, efficiency and projected life expectancy. Syntech has always been 100% focused on core LED technology, and is committed to incorporating the most efficient, cost effective, and reliable LEDs available at time of deployment. The LSL product series utilises the latest Philips Luxeon® series of semiconductors and is powered by the Mean Well branded HLG Series electronic driver.

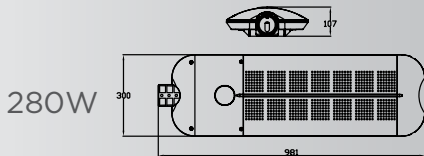
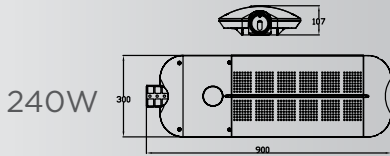
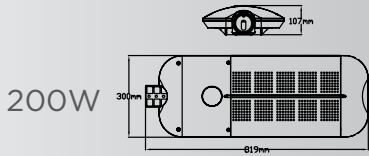
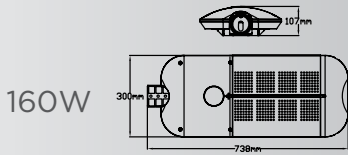
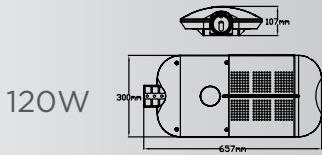
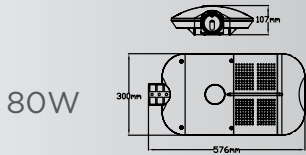
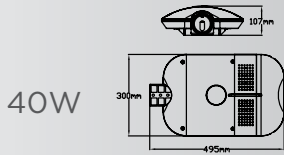
Street / Area Lighting

LED technology offers tremendous potential to redefine the traditional "Shoebox"/ Area Luminaire product offering. The modular and compact size of the light engine allows for a significantly lower profile housing and a much lighter weight luminaire to facilitate retrofits. In addition, the ability to control the light output so precisely eliminates the need for "over lighting" at the base of the pole and "under lighting" due to poor distribution between the poles. The end result - significant energy savings and lower ongoing maintenance costs.



5 YEAR WARRANTY

50,000 HOURS RATED LIFE



PRODUCT SPECIFICATIONS

Watts	40w/80w/120w/160w/200w/240w
Rated Luminous Flux	4400/8800/13200/17600/22000/26400/30800
Colour Accuracy (CRI)	80
Lumens per Watt	110Lm/W
Input Voltage	90-305VAC/ 50-60Hz
Beam Angle	30/60/90/100/120°
Operating Temperature	-40 to 50°C
Average Lifespan	50,000 hrs
Colour Code	30° 3000°K / 40° 4000°K / 50° 5000°K

ORDERING INFORMATION

Part Code:	Description:	Dimensions:
SYN-LSL-40WIL-RES	LSL Series 40W Luminaire	30cm x 49.5cm x 10.7cm
SYN-LSL-80WIL-RES	LSL Series 80W Luminaire	30cm x 57.6cm x 10.7cm
SYN-LSL-120WIL-RES	LSL Series 120W Luminaire	30cm x 65.7cm x 10.7cm
SYN-LSL-160WIL-RES	LSL Series 160W Luminaire	30cm x 73.8cm x 10.7cm
SYN-LSL-200WIL-RES	LSL Series 200W Luminaire	30cm x 81.9cm x 10.7cm
SYN-LSL-240WIL-RES	LSL Series 240W Luminaire	30cm x 90cm x 10.7cm
SYN-LSL-280WIL-RES	LSL Series 280W Luminaire	30cm x 98.1cm x 10.7cm

39/5 Anella Ave Castle Hill NSW 2154 | P: 1300 721 820 | F: 02 8602 6294
 info@syntechinternational.com.au | www.syntechinternational.com.au